

# SHELBY COUNTY SCHOOLS MODERN LANGUAGES

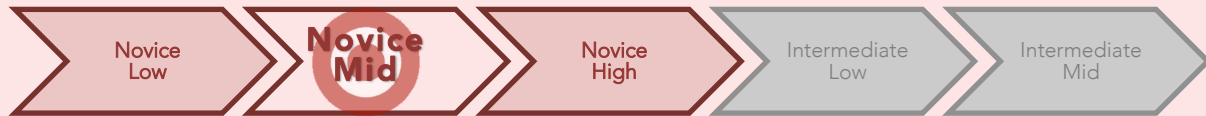
## CURRICULUM OVERVIEW

# ELEMENTARY PACING GUIDE

## YEAR 2



**PROFICIENCY: Acceptable Range for Student Performance**



**Pre-Unit**

Welcome back to Language Class & Procedures

1 week

**UNIT 1: MY HOME & FAMILY**

Welcome back to language class, Where I live, who I live with (Family, pets), Things my family and I like to do.

6 weeks

**Portfolio *PRE* Collection**

**Portfolio Pre-Assessment: Interpersonal**

**Portfolio Pre-Assessment: Presentational**

**Portfolio Pre-Assessment: Reflection**

Mode(s) of Capture



Sample Activity Description

Record Teacher-Student interviews with each student for interpersonal evidence collection. Audio or Video record your interview with each student.

[Save as Interpersonal\_Pre\_StudentFirst Name]

Record student introductions with each student for presentational evidence collection. Use voice recorders or Photo booth on your Apple device.

[Save as Presentational\_Pre\_StudentFirst Name]

Have students self-assess on where they are on the proficiency scale on the pre-assessment and how they can continue to grow. Video their answers using photo booth on your computer as a center or have students write their reflection. Take a picture or scan the written evidence.

\*Reflections should be done in English. Be sure to include the performance students reflect on in the portfolio!

[Save as Reflection\_Pre\_StudentFirst Name]

1 week

**Proficiency Overview**

What is Proficiency and how does it affect how I learn?

2 days

**UNIT 2: MY FUN DAY AT SCHOOL**

Why I like school, thing si do at school, people and things in my school

6 weeks

**Holiday Mini Unit**

Products, practices and perspectives of holidays in the target country

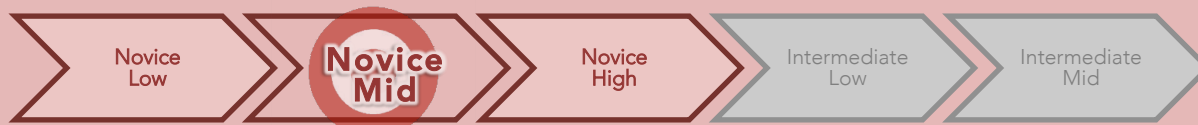
1 week

❄ Winter ❄ Break ❄








## PROFICIENCY: Acceptable Range for Student Performance



UNIT 3: MY HEALTHY LIFE   What I eat and why I eat them, traditional foods of the target culture   4 weeks

Review   2 weeks

Portfolio <b>POST</b> Collection	Portfolio Post -Assessment: <b>Interpersonal</b>	Portfolio Post -Assessment: <b>Presentation</b>	Portfolio Post-Assessment: <b>Reflection</b>	
Mode(s) of Capture				
Sample Activity Description	<p>Record Teacher-Student interviews with each student for interpersonal evidence collection. Audio or Video record your interview with each student.</p> <p>[Save as Interpersonal_Post_StudentFirst Name]</p>	<p>Record student monologues describing themselves with each student for presentational evidence collection. Use voice recorders or Photo booth on your Apple device.</p> <p>[Save as Presentational_Post_StudentFirst Name]</p>	<p>Have students self-assess on where they are on the proficiency scale on the post-assessment, how they grew and how they can continue to grow. Video their answers using photo booth on your computer as a center or have students write their reflection. Take a picture or scan the written evidence.</p> <p><i>*Reflections should be done in English. Be sure to include the performance students reflect on in the portfolio!</i></p> <p>[Save as Reflection_Post_StudentFirst Name]</p>	2 weeks

PORTFOLIO DUE   April 10, 2015

AAPPL/STAMP Assessment   Mid-April – Mid-May

UNIT 4: EACH DAY IS DIFFERENT   Things I do during the week & weather   6 weeks

YEAR END WRAP UP   Closing Procedures   1 week

