

SHELBY COUNTY SCHOOLS MODERN LANGUAGES

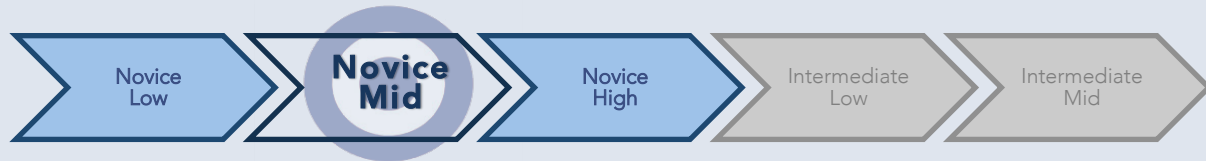
CURRICULUM OVERVIEW

ELEMENTARY PACING GUIDE

YEAR 1



PROFICIENCY: Acceptable Range for Student Performance



PRE-UNIT: WELCOME TO LANGUAGE CLASS!

Welcome to Language Learning & Procedures

1 week

UNIT 1: ALL ABOUT ME!

Personal Introductions, likes and dislikes

6 weeks

Portfolio PRE
Collection

Portfolio Pre-Assessment:
Interpersonal
Week 1

Portfolio Pre-Assessment:
Presentational (wk2)
Week 2

Portfolio Pre-Assessment: **Reflection**
Week 2

Mode(s) of
Capture



Sample Activity
Description

Record Teacher-Student
interviews with each student
for interpersonal evidence
collection. Audio or Video
record your interview with
each student.

[Save as
Interpersonal_Pre_StudentFirst
Name]

Record student introductions
with each student for
presentational evidence
collection. Use voice recorders
or Photo booth on your Apple
device.

[Save as
Presentational_Pre_StudentFirst
Name]

Have students self-assess on where they
are on the proficiency scale on the pre-
assessment and how they can continue
to grow. Video their answers using
photo booth on your computer as a
center or have students write their
reflection. Take a picture or scan the
written evidence.

**Reflections should be done in English.
Be sure to include the performance
students reflect on in the portfolio!*
[Save as Reflection_Pre_StudentFirst
Name]

2 weeks

UNIT 2: MY FAMILY IS
SPECIAL:

My family members, my pets, describing family and pet.

7 weeks

Holiday Mini Unit

Products, practices and perspectives of holidays in the target country

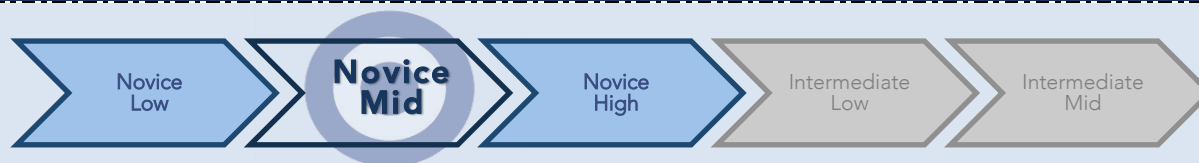
1 week






❄ Winter ❄ Break ❄





PROFICIENCY: Acceptable Range for Student Performance



Introduction to Proficiency		What is proficiency?		2 days
UNIT 3: LET'S GO TO THE ZOO:		Zoo animals, descriptions, where they live and what they do		6 weeks
Review for Annual Assessment				2 weeks
Portfolio POST Collection	Portfolio Post -Assessment: Interpersonal	Portfolio Post -Assessment: Presentational	Portfolio Post-Assessment: Reflection	
Mode(s) of Capture	 	 		
Sample Activity Description	<p>Record Teacher-Student interviews with each student for interpersonal evidence collection. Audio or Video record your interview with each student.</p> <p>[Save as Interpersonal_Post_StudentFirst Name]</p>	<p>Record student monologues describing themselves with each student for presentational evidence collection. Use voice recorders or Photo booth on your Apple device.</p> <p>[Save as Presentational_Post_StudentFirst Name]</p>	<p>Have students self-assess on where they are on the proficiency scale on the post-assessment, how they grew, and how they can continue to grow. Video their answers using photo booth on your computer as a center or have students write their reflection. Take a picture or scan the written evidence.</p> <p><i>*Reflections should be done in English. Be sure to include the performance students reflect on in the portfolio!</i></p> <p>[Save as Reflection_Post_StudentFirst Name]</p>	2 weeks
PORTFOLIO DUE				April 10, 2015
AAPPL/STAMP Assessment Window				Mid-April – Mid-May
UNIT 4: WE ARE DIFFERENT!		Describing & Characteristics of Family and Animals		6 weeks
YEAR END WRAP UP		Closing Procedures		1 week

