









SHELBY COUNTY SCHOOLS MODERN LANGUAGES

Curriculum Overview SECONDARY PACING GUIDE

----- LEVEL 4 -----

|  PROFICIENCY: Acceptable Range for Student Performance | | | | |
|--|---|---|---|--|
|  | | | | |
| Fall Semester | | | | |
| Pre-Unit: | Intro to the Language Class, Proficiency & Procedures, Level 2 Review | | | 1 week |
| Portfolio PRE Collection | Portfolio Pre-Assessment: Interpersonal | Portfolio Pre-Assessment: Presentational | | Portfolio Pre-Assessment: Reflection |
| Mode(s) of Capture |  |  |   |   |
| Sample Activity Description | Record Teacher-Student interviews with each student for interpersonal evidence collection. Audio or Video record your interview with each student. (Be sure to point the camera at the student only and to avoid editing avoid using full names in the recordings. [Save as Interpersonal_Pre_StudentFirst Name] | Oral: Record student introductions with each student for presentational evidence collection. Use voice recorders or Photo booth on your Apple device. Written: Have students write a personal for presentational evidence collection. Take a picture or scan the written evidence. [Save as Presentational_Pre_StudentFirst Name] | | Have students self-assess on where they are on the proficiency scale and how they can continue to grow. Video their answers using photo booth on your computer as a center or have students write their reflection. Take a picture or scan the written evidence. <i>*Reflections should be done in English.</i> [Save as Reflection_Pre_StudentFirst Name] |
| | | | | 2 weeks |
| UNIT 1 | History and Geography | | | 6 weeks |
| UNIT 2 | Religion and Philosophy | | | 4 weeks |
| UNIT 3 | The Arts and Culture | | | 4 weeks |
| Semester Exams | Exam Review, Holiday Lessons, Exams | | | 1 week |





PROFICIENCY: Acceptable Range for Student Performance



Spring Semester

UNIT 4: Science and Technology

3 weeks

Portfolio POST Collection

Mode(s) of
Capture

Portfolio Post -Assessment:
Interpersonal

Portfolio Post -Assessment:
Presentational

Portfolio Post-Assessment:
Reflection



Sample
Activity
Description

Record Teacher-Student interviews with each student for interpersonal evidence collection. Audio or Video record your interview with each student.

[Save as
Interpersonal_Post_StudentFirst
Name]

Oral: Record student introductions with each student for presentational evidence collection. Use voice recorders or Photo booth on your Apple device.

Written: Have students write a personal for presentational evidence collection. Take a picture or scan the written evidence.

[Save as
Presentational_Post_StudentFirst
Name]

Have students self-assess on where they are on the proficiency scale on the post-assessment and how they have grown and how they can continue to grow. Video their answers using photo booth on your computer as a center or have students write their reflection. Take a picture or scan the written evidence.

**Reflections should be done in English. Be sure to include the performance students reflect on in the portfolio!*

[Save as
Reflection_Post_StudentFirst
Name]

2 weeks

UNIT 5: The Daily Grind

5 weeks



Finalize & Upload Portfolio

DUE April
10

AAPPL & STAMP Assessment Window

April

UNIT 6: Current Events

5 weeks

