








# SHELBY COUNTY SCHOOLS MODERN LANGUAGES

## Curriculum Overview

# SECONDARY PACING GUIDE

## LEVEL 2

PROFICIENCY: Acceptable Range for Student Performance				
<div><div>Novice Mid</div><div>Novice High</div><div>Intermediate Low</div><div>Intermediate Mid</div><div>Intermediate High</div></div>				
Fall Semester				
Pre-Unit:	Intro to the Language Class, Proficiency & Procedures, Level 1 Review			1 week
Portfolio PRE Collection	Portfolio Pre-Assessment: Interpersonal	Portfolio Pre-Assessment: Presentational		Portfolio Pre-Assessment: Reflection
Mode(s) of Capture		   		 
Sample Activity Description	<p>Record Teacher-Student interviews with each student for interpersonal evidence collection. Audio or Video record your interview with each student. (Be sure to point the camera at the student only and to avoid editing avoid using full names in the recordings.</p> <p>[Save as Interpersonal_Pre_StudentFirst Name]</p>	<p><b>Oral:</b> Record student introductions with each student for presentational evidence collection. Use voice recorders or Photo booth on your Apple device.</p> <p><b>Written:</b> Have students write a personal for presentational evidence collection. Take a picture or scan the written evidence.</p> <p>[Save as Presentational_Pre_StudentFirst Name]</p>		<p>Have students self-assess on where they are on the proficiency scale on the pre-assessment and how they can continue to grow. Video their answers using photo booth on your computer as a center or have students write their reflection. Take a picture or scan the written evidence.</p> <p><i>*Reflections should be done in English. Be sure to include the performance students reflect on in the portfolio!</i></p> <p>[Save as Reflection_Pre_StudentFirst Name]</p>
UNIT 1:	All About Me			6 weeks
UNIT 2:	My Daily life			4 weeks
UNIT 3: My	Healthy Living			4 weeks
Semester	Exam Review, Holiday Lessons, Exams			1 week





## PROFICIENCY: Acceptable Range for Student Performance



### Spring Semester

UNIT 4: Youth

6 weeks

#### Portfolio POST Collection

#### Portfolio Post -Assessment: Interpersonal

#### Portfolio Post -Assessment: Presentational

#### Portfolio Post-Assessment: **Reflection**

Mode(s) of  
Capture



Sample Activity  
Description

Record Teacher-Student interviews with each student for interpersonal evidence collection. Audio or Video record your interview with each student.

[Save as  
Interpersonal\_Post\_StudentFirst  
Name]

**Oral:** Record student introductions with each student for presentational evidence collection. Use voice recorders or Photo booth on your Apple device.

**Written:** Have students write a personal for presentational evidence collection. Take a picture or scan the written evidence.

[Save as  
Presentational\_Post\_StudentFirst  
Name]

Have students self-assess on where they are on the proficiency scale on the post-assessment and how they have grown and how they can continue to grow. Video their answers using photo booth on your computer as a center or have students write their reflection. Take a picture or scan the written evidence.

*\*Reflections should be done in English. Be sure to include the performance students reflect on in the portfolio!*  
[Save as Reflection\_Post\_StudentFirst  
Name]

2 weeks

UNIT 5: Travel

4 weeks



Finalize & Upload Portfolio

DUE  
April 10

AAPPL & STAMP Assessment Window

April

UNIT 6: Let's Celebrate!

4 weeks

